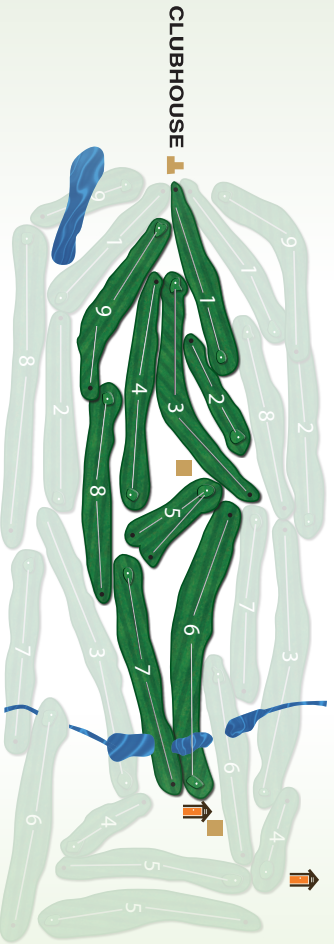


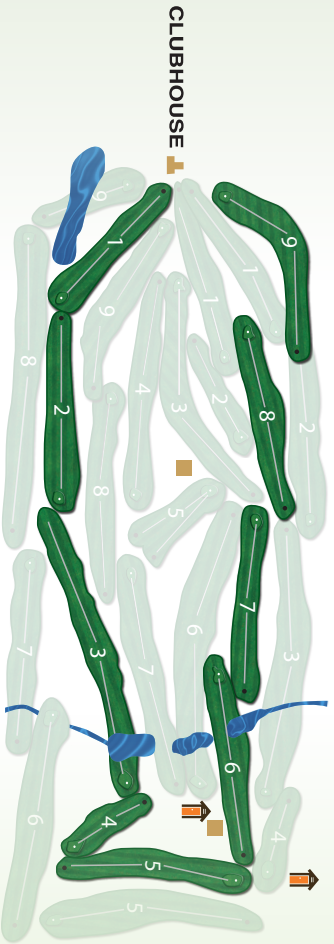


PRESENTED BY  
**CROSSCOUNTRY**  
 MORTGAGE

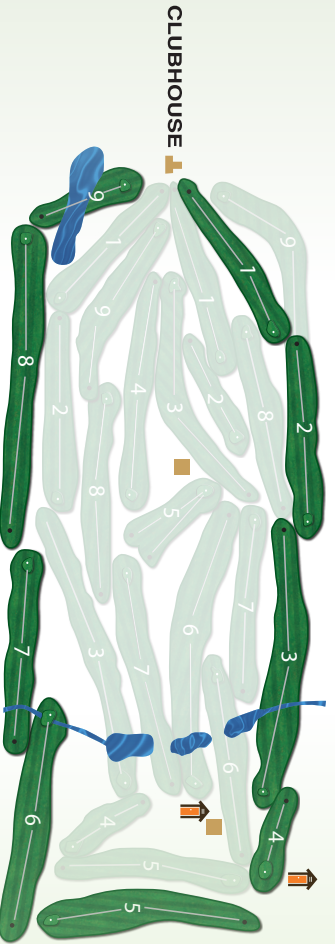
## BALDWIN COURSE



## CHIPPEWA COURSE



## FURNACE RUN COURSE



**KEY**  
 Restroom  
 Shelter

FAIRWAY DISTANCE PLATES ARE MEASURED TO THE  
 CENTER OF GREEN • 100 yards • 150 yards • 200 yards

FOR INFORMATION ON EVENTS AND LESSONS,  
 VISIT [CLEVELANDMETROPARKS.COM/GOLF](http://CLEVELANDMETROPARKS.COM/GOLF).



## BALDWIN COURSE

HOLE	1	2	3	4	5	6	7	8	9	OUT	HCP	NET
BLACK	365	208	480	505	162	578	470	438	417	3623		
BLUE	357	203	450	473	146	551	465	428	409	3482		
GREEN	328	199	417	447	137	525	449	386	376	3264		
RED	247	179	388	411	130	459	351	307	336	2808		
FAMILY	159	173	111	111	122	130	179	120	95	1200		
PAR	4	3	4	5	3	5	4	4	4	36		
HANDICAP	7	6	2	9	8	3	1	4	5			
YOUR POSITION ON THE COURSE IS DIRECTLY BEHIND THE GROUP IN FRONT OF YOU. PLEASE PLAY READY GOLF.												

## CHIPPEWA COURSE

HOLE	1	2	3	4	5	6	7	8	9	OUT	HCP	NET
BLACK	300	364	613	196	390	354	450	411	360	3438		
BLUE	290	349	571	185	370	322	384	378	351	3200		
GREEN	280	304	555	171	355	293	373	368	326	3025		
RED	223	292	493	157	339	248	338	324	319	2733		
FAMILY	143	131	113	150	90	95	211	90	160	1183		
PAR	4	4	5	3	4	4	4	4	4	36		
HANDICAP	9	7	3	6	1	8	5	4	2			
YOUR POSITION ON THE COURSE IS DIRECTLY BEHIND THE GROUP IN FRONT OF YOU. PLEASE PLAY READY GOLF.												

## FURNACE RUN COURSE

HOLE	1	2	3	4	5	6	7	8	9	OUT	HCP	NET
BLACK	345	368	508	154	464	444	437	603	213	3536		
BLUE	337	316	500	149	423	435	408	594	189	3351		
GREEN	305	297	467	128	393	401	397	555	170	3113		
RED	296	248	449	122	358	366	343	543	157	2882		
FAMILY	116	106	123	117	99	127	95	229	122	1134		
PAR	4	4	5	3	4	4	4	5	3	36		
HANDICAP	9	7	3	8	5	1	2	4	6			
YOUR POSITION ON THE COURSE IS DIRECTLY BEHIND THE GROUP IN FRONT OF YOU. PLEASE PLAY READY GOLF.												

## GOLF COURSE COMBINATIONS

<b>FURNACE RUN / CHIPPEWA</b>	<b>BLACK</b> 74.0 / 129	6974 Yards	<b>BLUE</b> 71.7 / 125	6551 Yards	<b>GREEN</b> MEN 69.9 / 120 • WOMEN 75.5 / 130	6138 Yards	<b>RED</b> MEN 67.8 / 113 • WOMEN 72.5 / 121	5615 Yards	<b>FAMILY</b>	2317 Yards
<b>CHIPPEWA / BALDWIN</b>	<b>BLACK</b> 74.6 / 133	7061 Yards	<b>BLUE</b> 73.0 / 126	6682 Yards	<b>GREEN</b> MEN 70.8 / 121 • WOMEN 76.4 / 132	6289 Yards	<b>RED</b> MEN 67.3 / 113 • WOMEN 72.3 / 121	5541 Yards	<b>FAMILY</b>	2383 Yards
<b>FURNACE RUN / BALDWIN</b>	<b>BLACK</b> 74.8 / 134	7159 Yards	<b>BLUE</b> 73.5 / 127	6833 Yards	<b>GREEN</b> MEN 71.1 / 124 • WOMEN 76.9 / 135	6377 Yards	<b>RED</b> MEN 68.1 / 116 • WOMEN 73.2 / 122	5690 Yards	<b>FAMILY</b>	2334 Yards



Cleveland Metroparks®

**BONUS**  
**ROUNDS**

PRESENTED BY



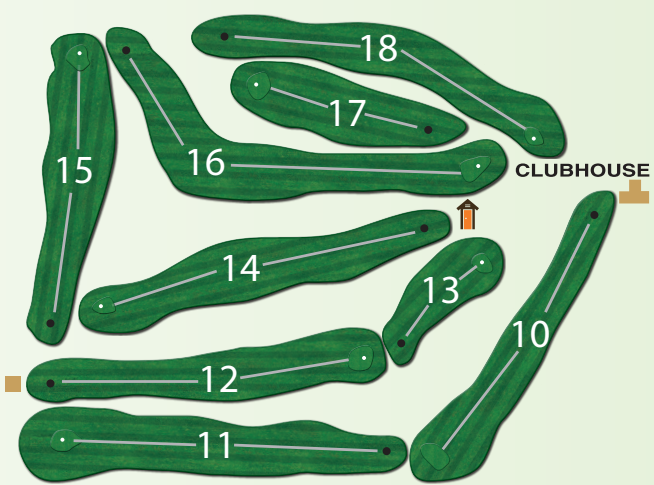
**CROSSCOUNTRY**  
**MORTGAGE®**


FOR INFORMATION ON EVENTS AND LESSONS,  
VISIT [CLEVELANDMETROPARKS.COM/GOLF](http://CLEVELANDMETROPARKS.COM/GOLF).



**BACK A**

HOLE	10	11	12	13	14	15	16	17	18	OUT	HCP
BLACK	338	402	382	140	407	335	483	210	210	3095	
BLUE	326	395	373	126	397	326	474	201	389	3007	
GREEN	275	357	334	110	362	280	435	170	360	2683	
RED	180	200	185	76	160	170	275	90	160	1496	
PAR	4	4	4	3	4	4	5	3	4	35	
HANDICAP	7	4	5	9	1	6	8	2	3		
<b>YOUR POSITION ON THE COURSE IS DIRECTLY BEHIND THE GROUP IN FRONT OF YOU. PLEASE PLAY READY GOLF.</b>											



**KEY**  Restroom  Shelter

**FAIRWAY DISTANCE PLATES ARE MEASURED TO THE CENTER OF GREEN** • 100 yards • 150 yards • 200 yards